

Aestuver™ FPM mastic

For sealing and closing joints and openings



Application

Structures are exposed to various effects that can cause deformations in the structure. The main effects are:

Temperature expansion due to fluctuation of the ambient temperature

Thermal expansion/deformation due to fire

Swelling/shrinking due to absorption or release of moisture

Creep under load (permanent, plastic deformation)



The targeted planning of expansion or movement joints in the structure can prevent constraining forces from arising and damaging the structure. Aestuver™ FPM mastic is mainly used in areas where it must absorb expansion or deformation and then return to its original shape. Aestuver™ FPM mastic is weather resistant. Therefore it is often used in outdoor or wet areas or in climatically stressed areas (facades, tunnels) or special applications.

Aestuver™ FPM mastic can be used as:

- Sealing and closing of joints and openings and for stopping fire in case of fire up to a fire resistance class EI 120 and as
- Fire protection material for joint fire protection as well as penetrations in tunnel constructions under fire load RWS180

Note:

The information given in the European technical approval (ETA-19/0666) and accompanying documents are to be considered!

Attributes

- Paintable
- Fast, simple and cost-effective
- Category of use Type X - suitable for outdoor use
- Aestuver™ FPM mastic shows excellent stability
- Combustible back filling possible
- Slight filling depths
- Joint width up to 110 mm
- Extremely ductile and highly elastically deformable

Material characteristics	
Foil tube contents	600 ml
Consumptions	As required
Colour	grey
Viscosity	400000 mPas ±85000 mPas
Density	1 700 kg/m ³ ±10%

Approval/use data	
Approval	ETA-19/0666
Fire behaviour according to DIN EN 13501-1	B-s1, d0* E*
Joint width depending on the design variant	5 mm to 110mm
Category of use in relation to weather conditions	Type Z1, Z2, Y, X

* depending on the design variant

Transport/storage/handling	
Transport/Storage	5 °C–30 °C (dry, in foil tube)
Handling	5 °C–25 °C
Skin formation time	app. 60 min (at 23 °C and 50 % relative air humidity) indicative data, which may vary depending on a wide range of possible influences
Curing	app. 2 mm in 24 hours (at 23 °C and 50 % relative air humidity)
Storage stability	24 months Expiration date - see label (at 23 °C and 50 % relative air humidity)

Data - Foil tube	
Article number	8849959
EAN	40 0 7580 21050
Packaging	600 ml foil tube
Package form*	Carton
Pieces/carton	12

*Sale only in carton (12 pieces/carton)



Note

- When processing Aestuver™ FPM mastic the European Technical Assessment ETA-19/0666 of the German Institute for Building Technology shall be decisive.
- All technical specifications such as permissible joint widths, wall/ceiling types, fire resistance classes, etc. can be found in the technical assessment.
- It must be ensured that the installation of the fire protection joint seal does not impair the stability of the adjacent building component, even in the event of fire. The proof of usability of the building component must be observed.
- All relevant regulations and technical rules of other trades must be observed and complied with.
- According to EAD 350141-00-1106, the fire protection joint seal must be assigned to use category X.
- Aestuver™ FPM mastic may be used outdoors and indoors.

Permitted installation options for the Aestuver™ FPM mastic

Construction	Type of construction	Classification of construction	Minimum density
Rigid wall	Aerated concrete, concrete, reinforced concrete, masonry	The component must be classified for the required fire resistance class according to EN 13501-2	625 kg/m ³
Rigid floor/ceiling	Aerated concrete, concrete, reinforced concrete		475 kg/m ³

Aestuver™ FPM mastic – single- / double-sided joint system in walls

Aestuver™ FPM mastic is used for single- or double-sided sealing of linear joints in ceilings and walls with backfilling.



- Aestuver™ FPM mastic
single-sided with PE round cord
as backfilling – option 1
also double-sided executable



- Aestuver™ FPM mastic
single- or double-sided with PE round cord
as backfilling – option 2
also double-sided executable




■ Aestuver™ FPM mastic
single-sided with mineral wool
as backfilling – option 1
also double-sided executable



■ Aestuver™ FPM mastic
single-sided with mineral wool
as backfilling – option 2
also double-sided executable



■ Aestuver™ FPM mastic
single-sided with polystyrene
as backfilling – option 1




■ Aestuver™ FPM mastic
single-sided with polystyrene
as backfilling – option 2




■ Aestuver™ FPM mastic
double-sided with polystyrene
as backfilling – option 1



■ Aestuver™ FPM mastic
double-sided with polystyrene
as backfilling – option 2

Aestuver™ FPM mastic – single- / double-sided joint system in ceilings

- Aestuver™ FPM mastic
with PE round cord
as backfilling



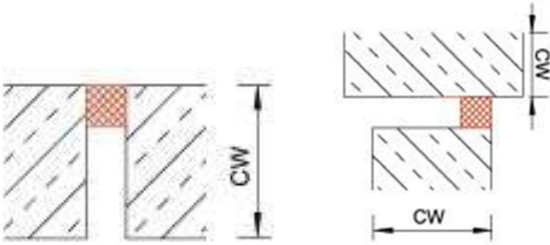
- Aestuver™ FPM mastic
with mineral wool
as backfilling

AESTUVER™ FPM mastic – single- / double-sided wall and ceiling connection

- Aestuver™ FPM mastic
with PE round cord
as backfilling



- Aestuver™ FPM mastic
with mineral wool
as backfilling

Application	Joint width [mm]	Filling depth AE FPM mastic [mm]	Backfilling Filling depth [mm]	Sealing one-sided	Backfilling	Fire resistance Classification
Application A Horizontal joints between ceilings or in walls connecting to ceilings	15 to 30	30	40	x	mineral wool Stopfdichte ≥50 kg/m³	EI 120-H-X-F-W10 to 30 E 120-H-X-F-W10 to 30
	5	20	Ø 10	x	PE / PU round cord	EI 120-H-X-F-W5 E 120-H-X-F-W5
	6 to 14	20	Ø 20	x	PE / PU round cord	EI 45-H-X-F- W6 to 14 E 120-H-X-F-W6 to 14
						
Application B Joint sealing for closing vertical construction joints, structural joints, linear joints	15 to 30	30	90	x	mineral wool loose	EI 120-V-X-F-W10 to 30 E 120-V-X-F-W10 to 30
	50	30	30	x	mineral wool loose	EI 90-V-X-F-W50 E 120-V-X-F-W50
	110	30	30	x	mineral wool loose	EI 90-V-X-F-W110 E 120-V-X-F-W110
	20 to 40	15	90	x	mineral wool panel	EI 120-V-X-F-W20 to 40 E 120-V-X-F-W20 to 40
	110	30	30	x	mineral wool loose	EI 90-V-X-F-W110 E 120-V-X-F-W110
	10	30	20	x	PE round cord	EI 120-V-X-F-W10 E 120-V-X-F-W10
	11 to 20	30	1,43 x b	x	PE round cord	EI 60-V-X-F-W11 to 20 E 120-V-X-F-W11 to 20
	10	30	90	x	polystyrene	EI 120-V-X-F-W10 E 120-V-X-F-W10
	30	2 x 15	85	double sided	polystyrene	EI 120-V-X-F-W30 E 120-V-X-F-W30

Further Notes

- Our recommendations are based on extensive testing and practical experience. They do not replace guidelines, standards, approvals and other applicable technical data sheets. Due to the large number of possible influences during processing and application, we recommend that you always carry out a trial processing and application. No claims for compensation can be derived from the information given. Delivery, processing and warranty for the properties we have guaranteed are in accordance with our General Terms and Conditions.
- During processing and vulcanisation, good ventilation must be ensured. After vulcanization the product is completely odourless and physiologically safe. Smoothing of the joint must be carried out within the skin-forming time of the sealant.
- The usual precautionary measures for handling construction chemical products must be observed. Avoid skin contact!

Installation instructions European Technical Approval ETA 19/0666



Cleaning the joint flanks

The surfaces in or on which Aestuver™ FPM mastic is to be applied must be load-bearing and free of dust and grease.




Insert filler material

Backfill material PE or PU round cord, mineral wool, loose or in sheets, into the joints. When inserting loose wool, pay attention to compression.

Material located in the joint can remain in it, provided that the required amount of Aestuver™ FPM mastic resulting from the existing joint width and the required fire resistance duration can be introduced (see ETA 19/0666, installation variant 1-4).

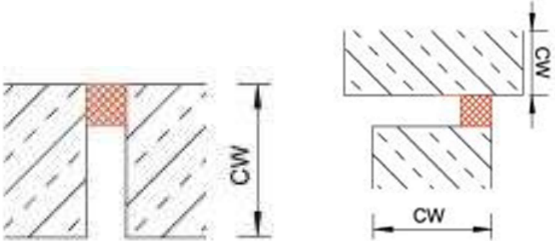
Press Aestuver™ FPM mastic from foil tubes into the joint with the squeeze gun starting at the edge, press on with the trowel and fill the residual opening. Smooth with water-wetted filler. protruding material can be further processed.

Aestuver™ FPM mastic adheres to almost all substrates without primer. For highly porous substrates (aerated concrete, fire protection boards), precoat with water-thinned Aestuver™ FPM mastic (mixture 1:5), then continue working wet in wet. Work can be continued on cured or dried Aestuver™ FPM mastic without loss of adhesion.



Processing temperature

Optimum +5°C to +23°C (floor temperature at least +5°C); relative humidity preferably between 45% and 65%, maximum 75%. High temperatures accelerate, low temperatures slow down the setting process.

Application	Joint width [mm]	Filling depth AE FPM mastic [mm]	Backfilling Filling depth [mm]	Sealing one-sided	Backfilling	Fire resistance Classification
Application A Horizontal joints between ceilings or in walls connecting to ceilings	15 bis 30	30	40	x	Mineral wool Stopfdichte ≥50 kg/m³	EI 120-H-X-F-W10 to 30 E 120-H-X-F-W10 to 30
	5	20	Ø 10	x	PE / PU round cord	EI 120-H-X-F-W5 E 120-H-X-F-W5
	6 bis 14	20	Ø 20	x	PE / PU round cord	EI 45-H-X-F-W6 to 14 E 120-H-X-F-W6 to 14
						
Application B Joint sealing for closing vertical construction joints, structural joints, linear joints	15 bis 30	30	90	x	mineral wool lose	EI 120-V-X-F-W10 to 30 E 120-V-X-F-W10 to 30
	50	30	30	x	mineral wool lose	EI 90-V-X-F-W50 E 120-V-X-F-W50
	110	30	30	x	mineral wool lose	EI 90-V-X-F-W110 E 120-V-X-F-W110
	20 bis 40	15	90	x	mineral wool - panel	EI 120-V-X-F-W20 to 40 E 120-V-X-F-W20 to 40
	110	30	30	x	mineral wool lose	EI 90-V-X-F-W110 E 120-V-X-F-W110
	10	30	20	x	PE round cord	EI 120-V-X-F-W10 E 120-V-X-F-W10
	11 bis 20	30	1,43 x b	x	PE round cord	EI 60-V-X-F-W11 to 20 E 120-V-X-F-W11 to 20
	10	20	30	x	polystyrene	EI 120-V-X-F-W10 E 120-V-X-F-W10
	30	2 x 15	85	beidseitig	polystyrene	EI 120-V-X-F-W30 E 120-V-X-F-W30

Further notes

Our recommendations are based on extensive tests and practical experience. They do not replace guidelines, standards, approvals and applicable technical data sheets. Due to the large number of possible influences during processing and application, we recommend always carrying out a trial processing and application. No claims for compensation can be derived from the information provided. Delivery, processing and warranty on the properties assured by us shall be in accordance with our General Terms and Conditions.

During processing and vulcanization, good ventilation must be ensured. After vulcanization, the product is completely odorless and physiologically harmless. Smoothing of the joint must be carried out within the skin forming time of the sealant.

The usual precautionary measures when handling construction chemical products must be observed. Skin contact must be avoided!